

# SELECT - Performance curves

Selected by Paul Jindra, Jindra Energy Conversions Pty.Ltd

01/12/2010

## Impeller description:

Diameter: 300 mm  
 No. of blades: 6  
 Hub size: 6  
 Blade profile: S14H  
 Rotation direction: L  
 Pitch angle: 50°  
 Blade material: PAG

## General:

Application: Mobile cooler  
 Drive type: Combustion engine  
 Simulation: none

## Application data:

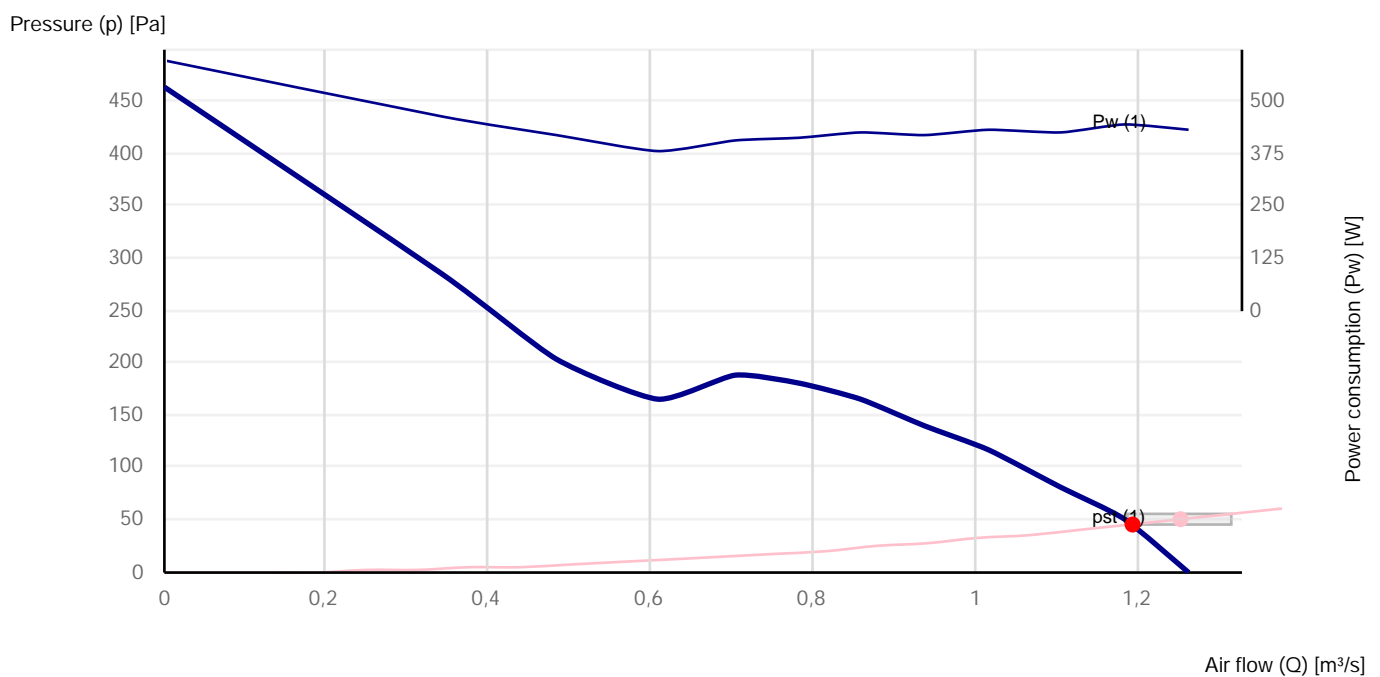
Installation: Nozzle  
 Tip clearance: 1 %  
 Rpm: 2.400 min<sup>-1</sup>  
 Temperature: 20 °C  
 Altitude: 0 m  
 Air density: 1,2 kg/m<sup>3</sup>

### Impellers:

No. 1: 300/6-6/S14HL/50/PAG @ 2.400 min<sup>-1</sup>

### ● Operating point impeller No. 1 :

Air flow: 1,19 m<sup>3</sup>/s  
 Static pressure: 45,28 Pa  
 Power: 439,5 W  
 Efficiency: 59 %



pst=Static pressure Pw=Power consumption

WingFan SELECT 6 - version 1.2.5.1

©2010 WingFan

### Remarks:

Direct assembly on the crank shaft is not admissible. An appropriate isolation is to be provided.

# SELECT - Mechanical data

Selected by Paul Jindra, Jindra Energy Conversions Pty.Ltd

01/12/2010

## Impeller description:

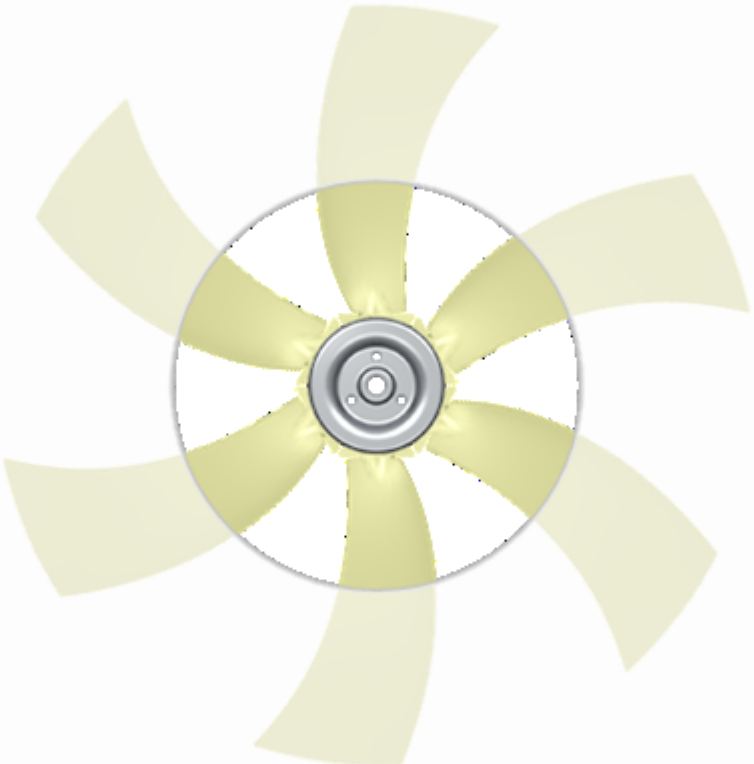
Diameter: 300 mm  
 No. of blades: 6  
 Hub size: 6  
 Blade profile: S14H  
 Rotation direction: L  
 Pitch angle: 50°  
 Blade material: PAG

## General:

Application: Mobile cooler  
 Drive type: Combustion engine  
 Simulation: none

## Application data:

Installation: Nozzle  
 Tip clearance: 1 %  
 Rpm: 2.400 min<sup>-1</sup>  
 Temperature: 20 °C  
 Altitude: 0 m  
 Air density: 1,2 kg/m<sup>3</sup>

<b>Impeller: 300/6-6/S14HL/50/PAG</b>	<b>● Operating point:</b> Air flow: 1,19 m <sup>3</sup> /s Static pressure: 45,28 Pa Power: 439,5 W Efficiency: 59 %																						
<table border="1" style="width: 100%; border-collapse: collapse;"> <tr> <td colspan="2"><b>Impeller</b></td> </tr> <tr> <td>Diameter range:</td> <td>257 - 555 mm</td> </tr> <tr> <td>Temperature range:</td> <td>-40 - 110 °C</td> </tr> <tr> <td>Tip-speed:</td> <td>37,7 m/s</td> </tr> <tr> <td>Max. tip-speed (20 °C):</td> <td>120 m/s</td> </tr> <tr> <td>Air velocity:</td> <td>16,5 m/s</td> </tr> <tr> <td>Torque:</td> <td>1,75 Nm</td> </tr> <tr> <td>Moment of inertia:</td> <td>0,00371 kgm<sup>2</sup></td> </tr> <tr> <td>Axial thrust:</td> <td>29,6 N</td> </tr> <tr> <td>Performance/blade:</td> <td>73,25 W</td> </tr> <tr> <td>Weight (approx.):</td> <td>0,6 kg</td> </tr> </table>	<b>Impeller</b>		Diameter range:	257 - 555 mm	Temperature range:	-40 - 110 °C	Tip-speed:	37,7 m/s	Max. tip-speed (20 °C):	120 m/s	Air velocity:	16,5 m/s	Torque:	1,75 Nm	Moment of inertia:	0,00371 kgm <sup>2</sup>	Axial thrust:	29,6 N	Performance/blade:	73,25 W	Weight (approx.):	0,6 kg	
<b>Impeller</b>																							
Diameter range:	257 - 555 mm																						
Temperature range:	-40 - 110 °C																						
Tip-speed:	37,7 m/s																						
Max. tip-speed (20 °C):	120 m/s																						
Air velocity:	16,5 m/s																						
Torque:	1,75 Nm																						
Moment of inertia:	0,00371 kgm <sup>2</sup>																						
Axial thrust:	29,6 N																						
Performance/blade:	73,25 W																						
Weight (approx.):	0,6 kg																						
<table border="1" style="width: 100%; border-collapse: collapse;"> <tr> <td colspan="2"><b>Hub</b></td> </tr> <tr> <td>Bearing surface Ø:</td> <td>50 mm</td> </tr> <tr> <td>Total thickness:</td> <td>6 mm</td> </tr> <tr> <td>Outer diameter:</td> <td>97 mm</td> </tr> </table>	<b>Hub</b>		Bearing surface Ø:	50 mm	Total thickness:	6 mm	Outer diameter:	97 mm															
<b>Hub</b>																							
Bearing surface Ø:	50 mm																						
Total thickness:	6 mm																						
Outer diameter:	97 mm																						
<table border="1" style="width: 100%; border-collapse: collapse;"> <tr> <td colspan="2"><b>Blade</b></td> </tr> <tr> <td>v:</td> <td>mm</td> </tr> <tr> <td>h:</td> <td>mm</td> </tr> <tr> <td>v1:</td> <td>mm</td> </tr> <tr> <td>h1:</td> <td>mm</td> </tr> </table>	<b>Blade</b>		v:	mm	h:	mm	v1:	mm	h1:	mm													
<b>Blade</b>																							
v:	mm																						
h:	mm																						
v1:	mm																						
h1:	mm																						
WingFan SELECT 6 - version 1.2.5.1 <span style="float: right;">©2010 WingFan</span>																							

**Remarks:**  
 Direct assembly on the crank shaft is not admissible. An appropriate isolation is to be provided.

# SELECT - Sound data

Selected by Paul Jindra, Jindra Energy Conversions Pty.Ltd

01/12/2010

## Impeller description:

Diameter: 300 mm  
 No. of blades: 6  
 Hub size: 6  
 Blade profile: S14H  
 Rotation direction: L  
 Pitch angle: 50°  
 Blade material: PAG

## General:

Application: Mobile cooler  
 Drive type: Combustion engine  
 Simulation: none

## Application data:

Installation: Nozzle  
 Tip clearance: 1 %  
 Rpm: 2.400 min<sup>-1</sup>  
 Temperature: 20 °C  
 Altitude: 0 m  
 Air density: 1,2 kg/m<sup>3</sup>

### Impeller: 300/6-6/S14HL/50/PAG

Number of impellers: 1  
 Distance to sound source: 1 m  
 Number of reflectors: 1

### ● Operating point:

Air flow: 1,19 m<sup>3</sup>/s  
 Static pressure: 45,28 Pa  
 Power: 439,5 W  
 Efficiency: 59 %

Octave band [Hz]	63	125	250	500	1k	2k	4k	8k	Lin
Sound power LW [dB]	78	79	87	80	78	75	72	69	<b>89</b>
Sound power LWA [dB]	52	63	78	77	78	76	73	68	<b>83</b>
Attenuation [dB]	-2	-2	-2	-2	-2	-2	-2	-2	
Sound pressure Lp [dB]	76	77	85	78	76	73	70	67	<b>87</b>
Sound pressure LpA [dB]	50	61	76	75	76	74	71	66	<b>81</b>

WingFan SELECT 6 - version 1.2.5.1

©2010 WingFan

The obtained sound values are to be regarded as a guideline. They are based on aerodynamic ideal conditions and free sound propagation. The values are not transferrable to entire facilities with additional noise sources caused by drive or structure-borne noise.

### Remarks:

Direct assembly on the crank shaft is not admissible. An appropriate isolation is to be provided.

# SELECT - Sound power LW [dB]

Selected by Paul Jindra, Jindra Energy Conversions Pty.Ltd

01/12/2010

## Impeller description:

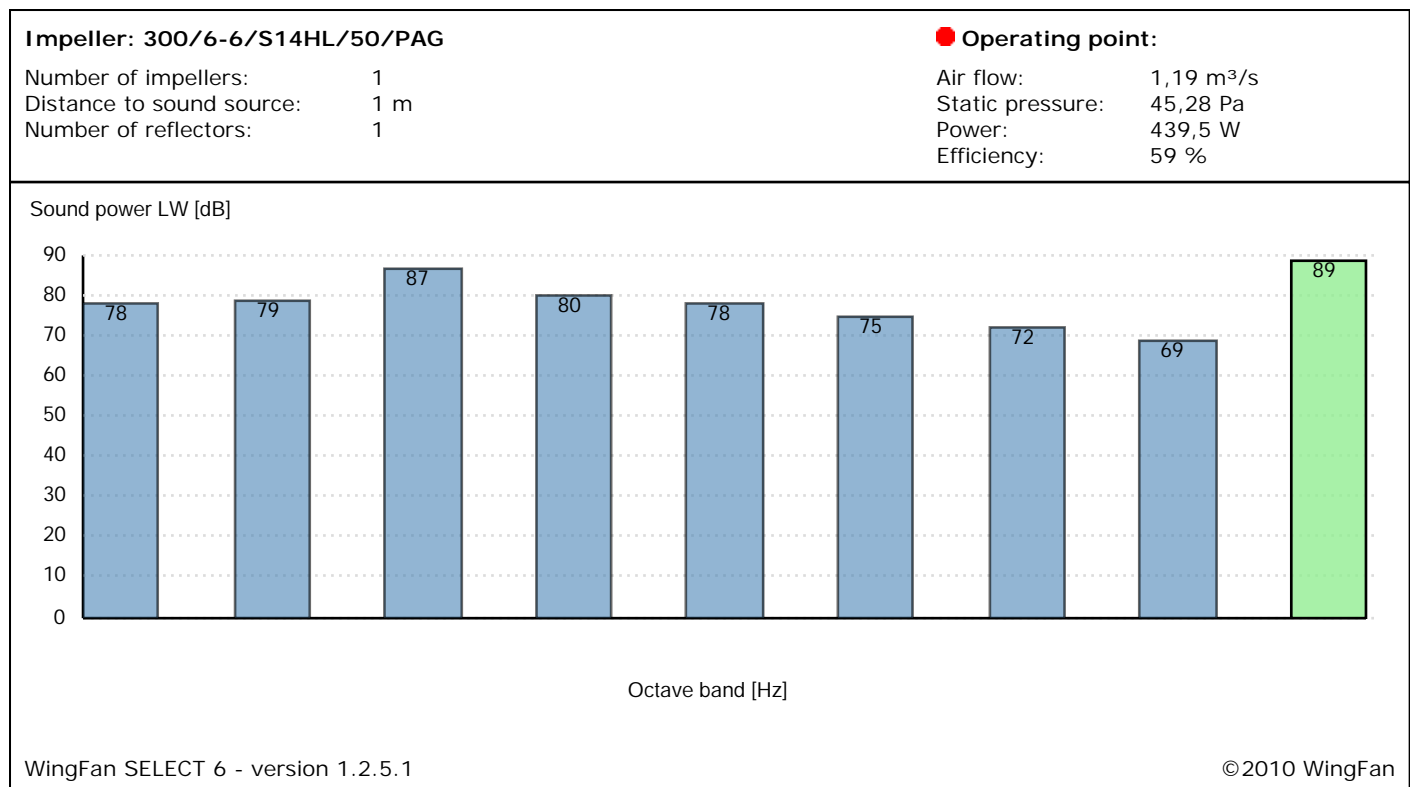
Diameter: 300 mm  
 No. of blades: 6  
 Hub size: 6  
 Blade profile: S14H  
 Rotation direction: L  
 Pitch angle: 50°  
 Blade material: PAG

## General:

Application: Mobile cooler  
 Drive type: Combustion engine  
 Simulation: none

## Application data:

Installation: Nozzle  
 Tip clearance: 1 %  
 Rpm: 2.400 min<sup>-1</sup>  
 Temperature: 20 °C  
 Altitude: 0 m  
 Air density: 1,2 kg/m<sup>3</sup>



The obtained sound values are to be regarded as a guideline. They are based on aerodynamic ideal conditions and free sound propagation. The values are not transferrable to entire facilities with additional noise sources caused by drive or structure-borne noise.

**Remarks:**  
 Direct assembly on the crank shaft is not admissible. An appropriate isolation is to be provided.

# SELECT - Sound power LWA [dB]

Selected by Paul Jindra, Jindra Energy Conversions Pty.Ltd

01/12/2010

## Impeller description:

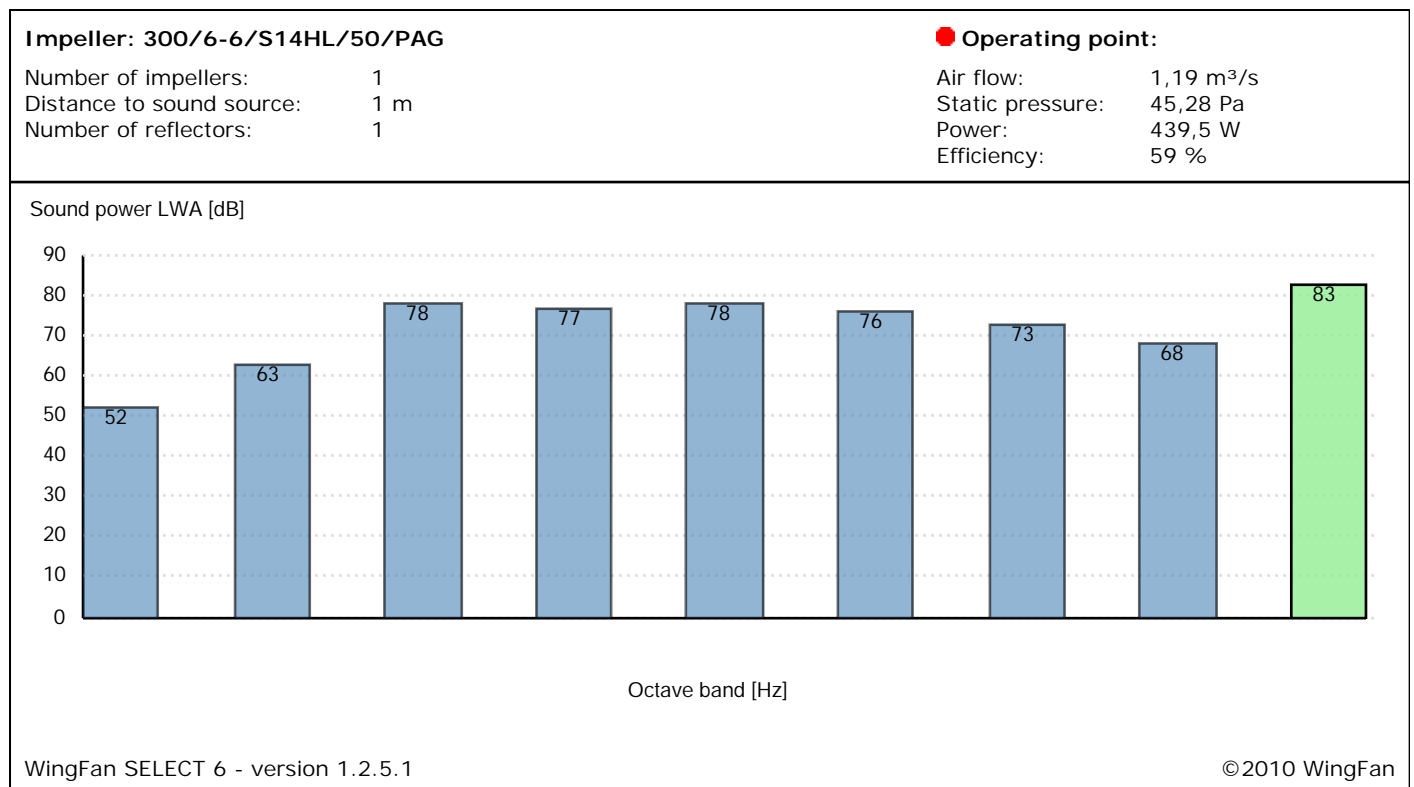
Diameter: 300 mm  
 No. of blades: 6  
 Hub size: 6  
 Blade profile: S14H  
 Rotation direction: L  
 Pitch angle: 50°  
 Blade material: PAG

## General:

Application: Mobile cooler  
 Drive type: Combustion engine  
 Simulation: none

## Application data:

Installation: Nozzle  
 Tip clearance: 1 %  
 Rpm: 2.400 min<sup>-1</sup>  
 Temperature: 20 °C  
 Altitude: 0 m  
 Air density: 1,2 kg/m<sup>3</sup>



The obtained sound values are to be regarded as a guideline. They are based on aerodynamic ideal conditions and free sound propagation. The values are not transferrable to entire facilities with additional noise sources caused by drive or structure-borne noise.

**Remarks:**  
 Direct assembly on the crank shaft is not admissible. An appropriate isolation is to be provided.

# SELECT - Sound pressure Lp [dB]

Selected by Paul Jindra, Jindra Energy Conversions Pty.Ltd

01/12/2010

## Impeller description:

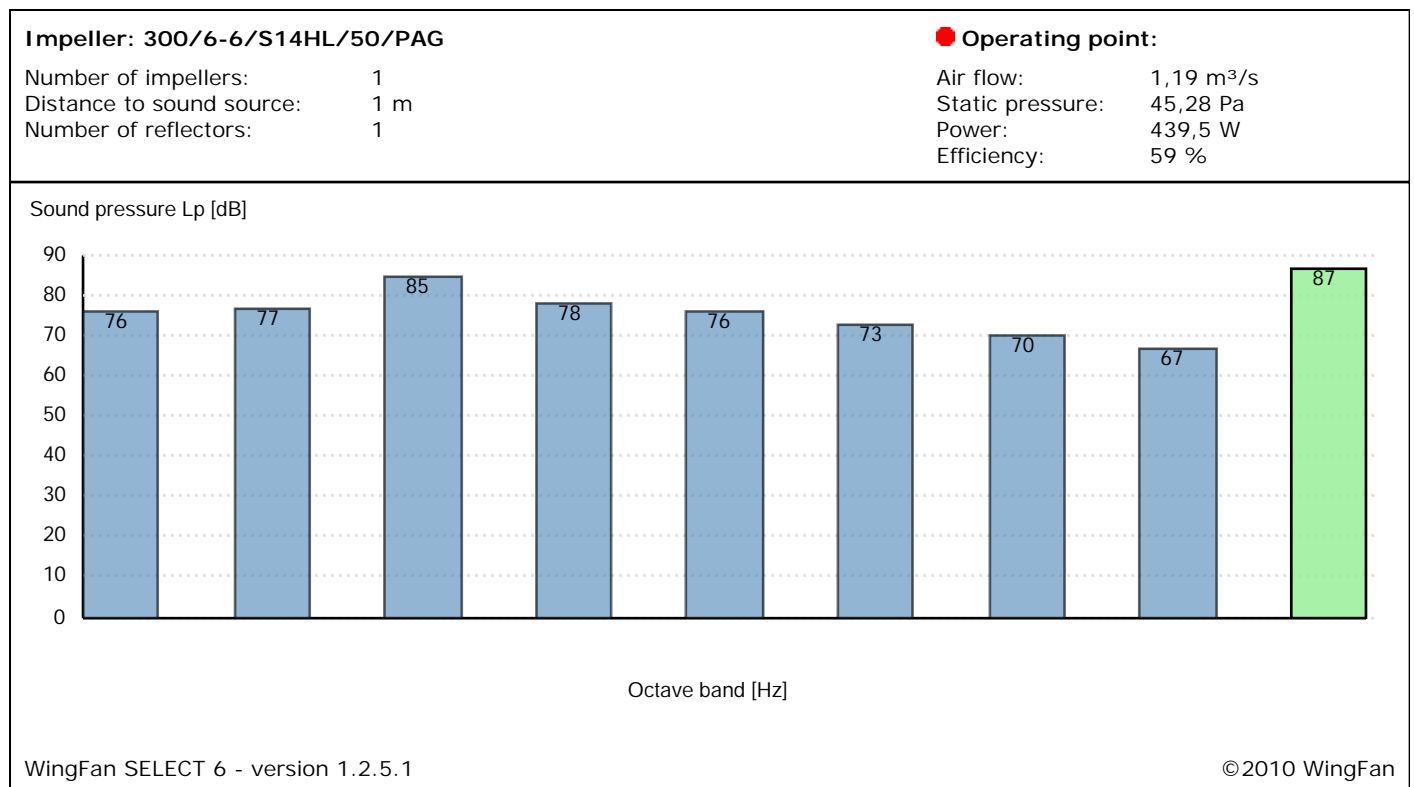
Diameter: 300 mm  
 No. of blades: 6  
 Hub size: 6  
 Blade profile: S14H  
 Rotation direction: L  
 Pitch angle: 50°  
 Blade material: PAG

## General:

Application: Mobile cooler  
 Drive type: Combustion engine  
 Simulation: none

## Application data:

Installation: Nozzle  
 Tip clearance: 1 %  
 Rpm: 2.400 min<sup>-1</sup>  
 Temperature: 20 °C  
 Altitude: 0 m  
 Air density: 1,2 kg/m<sup>3</sup>



The obtained sound values are to be regarded as a guideline. They are based on aerodynamic ideal conditions and free sound propagation. The values are not transferrable to entire facilities with additional noise sources caused by drive or structure-borne noise.

**Remarks:**  
 Direct assembly on the crank shaft is not admissible. An appropriate isolation is to be provided.

# SELECT - Sound pressure LpA [dB]

Selected by Paul Jindra, Jindra Energy Conversions Pty.Ltd

01/12/2010

## Impeller description:

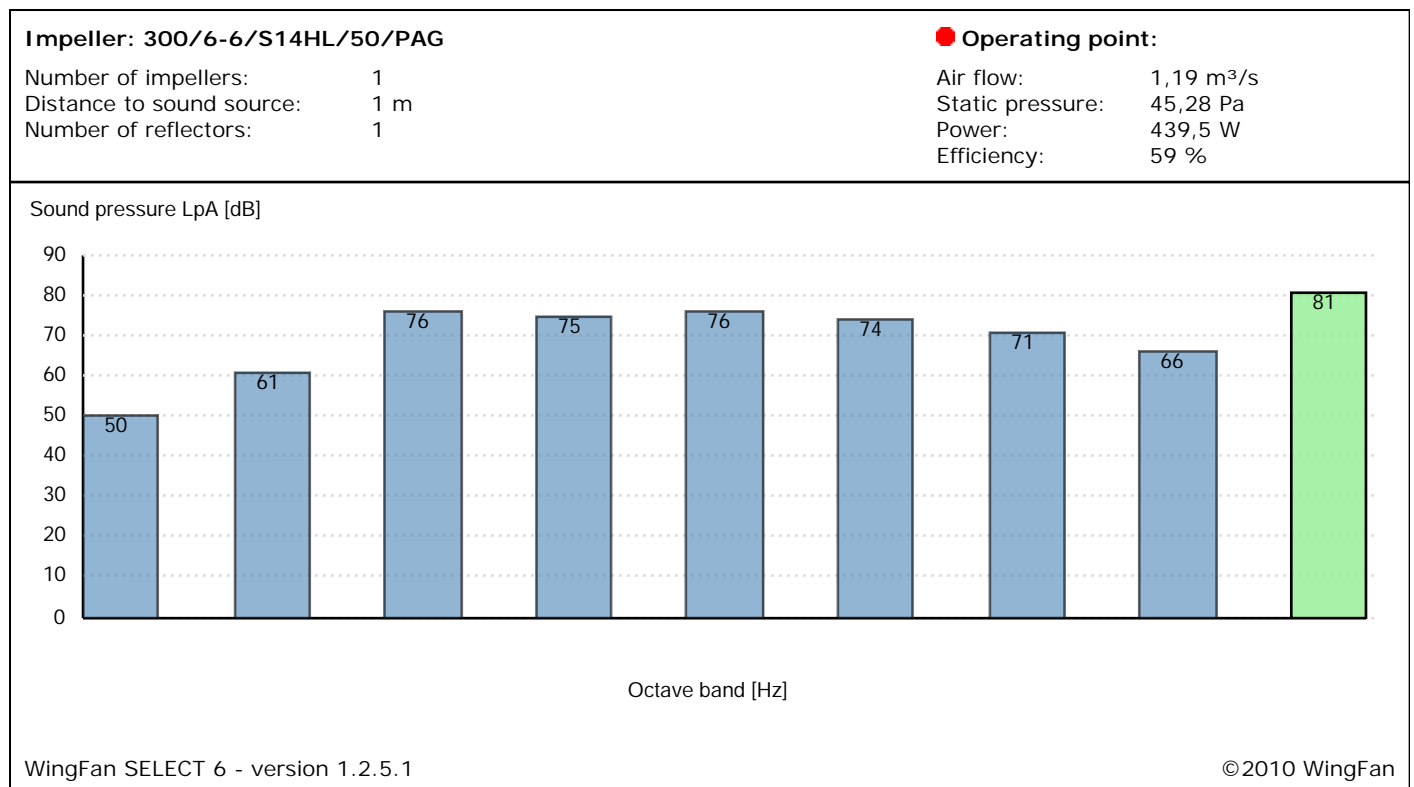
Diameter: 300 mm  
 No. of blades: 6  
 Hub size: 6  
 Blade profile: S14H  
 Rotation direction: L  
 Pitch angle: 50°  
 Blade material: PAG

## General:

Application: Mobile cooler  
 Drive type: Combustion engine  
 Simulation: none

## Application data:

Installation: Nozzle  
 Tip clearance: 1 %  
 Rpm: 2.400 min<sup>-1</sup>  
 Temperature: 20 °C  
 Altitude: 0 m  
 Air density: 1,2 kg/m<sup>3</sup>



The obtained sound values are to be regarded as a guideline. They are based on aerodynamic ideal conditions and free sound propagation. The values are not transferrable to entire facilities with additional noise sources caused by drive or structure-borne noise.

**Remarks:**  
 Direct assembly on the crank shaft is not admissible. An appropriate isolation is to be provided.